

Westworth Village Police Department Annual Report 2018




CHIEF OF POLICE KEVIN REAVES

FEBRUARY 2019

Contents

Chief's Message and Accomplishments	2
Mission and Core Values.....	3
Police Operations.....	4
Communications Unit.....	5
Criminal Investigations.....	5
Community Policing.....	6
Emergency Care Attendant.....	6
Crime Statistics.....	7
2017 Crime Statistics and Calls for Service.....	8
2018 Crime Statistics and Calls for Service.....	9



Chief's Message

As the Chief of Police for Westworth Village, I am pleased to present the Annual Report for 2018. Our mission as an organization is to serve the community with Professional, Vigilant, and Courteous service, with an overall goal to create and maintain relationships that will continue to make Westworth Village a better and safer place to work, visit, and enjoy life.

The hard work and dedication of the members of this department, combined with community partnerships and support, create the quality of life the residents of Westworth Village enjoy.

2018 has been a year of continued progress for the Westworth Village Police Department. During 2018, we continued to improve practices to better serve our residents. These changes have continued to allow the organization to proactively reduce crime as well as address traffic safety issues in the community. The Annual report also includes a statistical review of reported crime, calls for service, traffic data, and crashes.

Accomplishments in 2018:

Jail Remodel and Upgrade: Westworth Village Police Department completed the jail remodel and upgrade to improve efficiency as well as reduce liability to the community.

911 System Upgrade: Through a partnership with Tarrant County 911 and additional grants the 911 system in Communications was upgraded with new technology.



Rifle Resistant Vests: A grant was written and awarded, allowing the department to purchase 20 Rifle Resistant Vests for Full-time and Reserve Officers.

Active Shooter Training: The Department participated in a two-day multi-jurisdictional joint training on active shooter response program. We had a 100% attendance by all sworn officers.

Crime rate: In 2018 there was a slight increase in Part One crimes as compared to previous years due to our improved reporting practices. Comparing 2018 to previous years, we continue to maintain one of the lowest crime rates in the area.



TPCA Best Practices Recognition Program: The Texas Police Chiefs Association began this voluntary accreditation program a few years ago to assist law enforcement agencies in meeting their professional obligations. The process requires agencies to meet or exceed 168 standards of best practices in law enforcement. The Westworth Village Police Department continues to create and implement new policies and procedures to become a TPCA Best Practices Recognized Organization. To date we have met 77 standards and have established 59 policies to professionalize the practices of the department.

Mission Statement and Core Values

Our success in community policing is based on a policing philosophy which proactively addresses crime and the fear of crime through a shared relationship with its Citizens and Officers. The mission of the Westworth Village Police Department is achieved by using proven problem-solving methods, which are built upon community involvement to create a quality of life desired by all. We understand no police department can solve crime or quality of life issues alone. However, effective police-community relationships are built upon open and transparent communication, and most importantly, citizen engagement and the trust of the public in the police.

Our sense of duty is demonstrated in our relationships with each other and to the citizens we serve. This has been accomplished through encouraging a positive, supportive environment in order to protect and serve the community's quest for a peaceful and safe existence, free from fear, with democratic values applied equally to all citizens.



The core values of the Westworth Village Police Department provide the foundation for our relationship with the community:

Integrity: Demonstrated by our actions not just our words.

Accountability: To ourselves and the community we serve.

Professionalism: Our conduct and demeanor display the highest standards of personal and organizational excellence.

Service: The community is our number one priority.

Courage: To stand up for what is right, act upon the principles of fairness and justice for all.

Respect: For the people we serve



Police Operations

The Westworth Village Police Department is comprised of 16 full time Sworn Officers who comprise more than 80% of the police force, 4 Police Dispatchers as well as 1 Administrative Assistant. Additionally, Westworth Village PD has 6 Reserves and one citizen volunteer, making this a great community to live in and enjoy.

Our Uniformed Patrol Division operates on rotating 12-hour shifts, providing 24-hour coverage to the city. The patrol division performs a multitude of tasks including traffic enforcement, responding to emergencies, investigating criminal activity, participating in community policing and proactive patrol. High Visibility enforcement serves as a proactive crime reduction strategy as well as a proven technique to reduce motor vehicle crashes, injuries, and deaths within our community.

Communications Unit



Telecommunicators, also referred to as dispatchers, receive calls from individuals who need assistance from Firefighters, Police Officers, and Emergency Medical Services. The Westworth Village Police Department's communications center is staffed 24 hours a day 7 day a week by professional state licensed Public Safety Telecommunicators. In 2018 our communications center handled 23,024 calls for service and officer initiated proactive police activity, 3877 of these calls were received via the Tarrant County 911 System. In addition, 25,457 calls were for dispatched for the Lakeside Police Department.

Criminal Investigations

The Westworth Village Police Department Criminal Investigations Unit currently has one full time Detective assigned only to Criminal Investigations. Our Detective works closely with the Tarrant County District Attorney's Office, the Municipal Court, as well as other agencies to ensure the rights of both the victims and the offenders are protected. Simultaneously conducting investigations which leads to the prosecution of criminal cases for offenses occurring in our community. In 2018, the Unit was assigned 550 cases and achieved an 81.3% clearance rate.

Community Policing

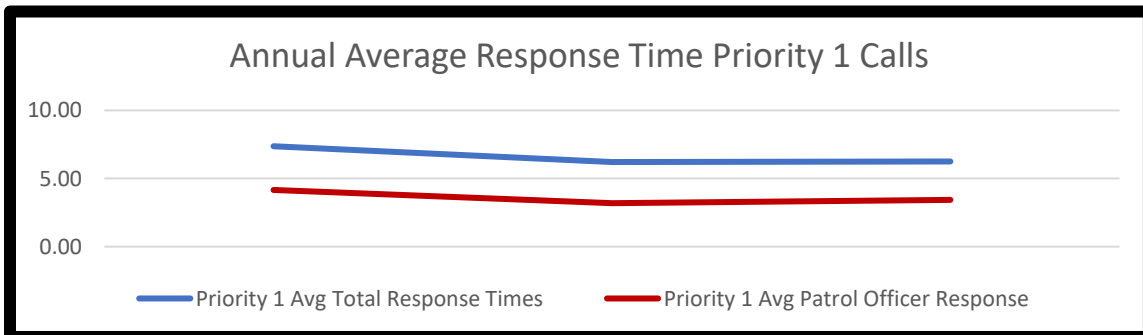
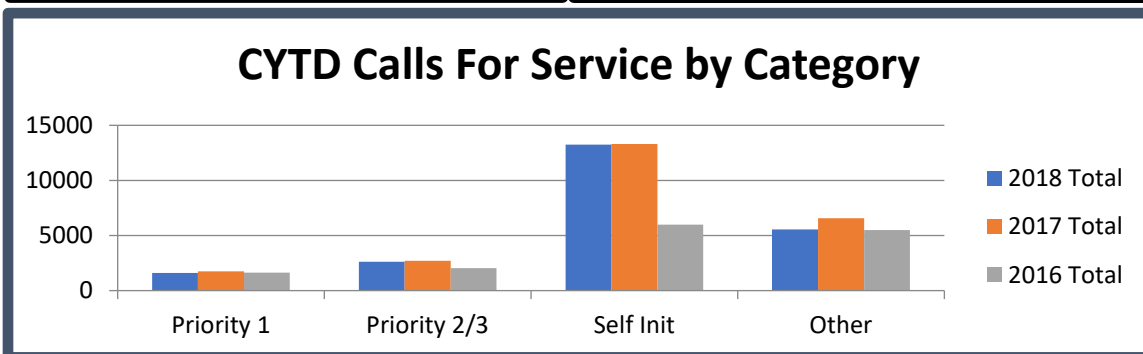
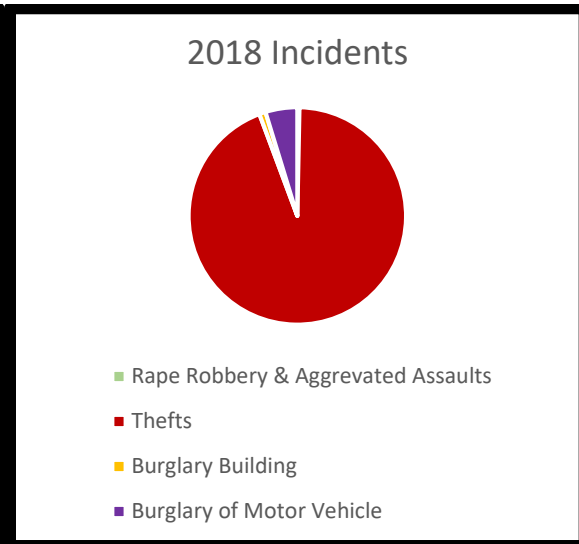
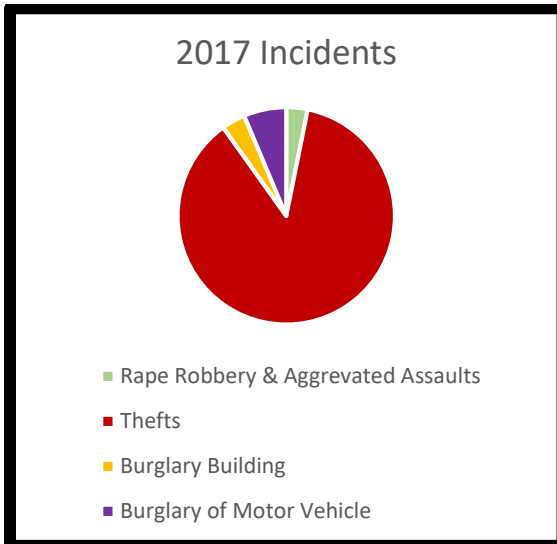
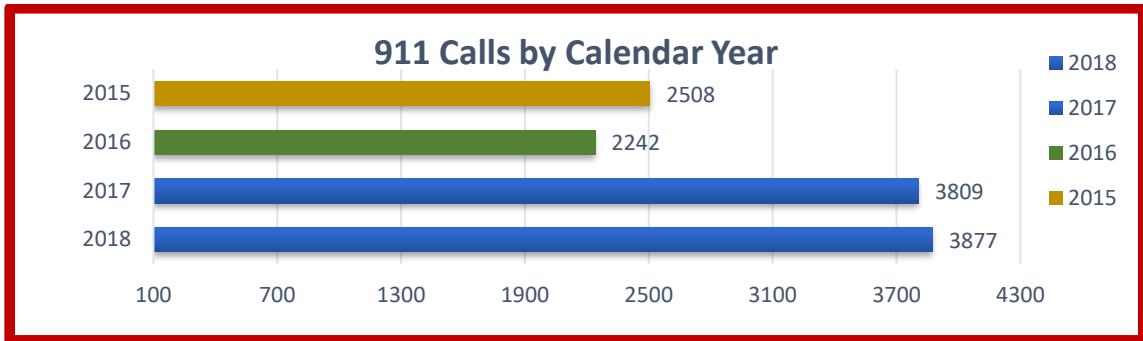
Community policing is a value system that strives towards a primary organizational goal to work cooperatively with individual citizens, groups of citizens, and both public and private organizations to identify and proactively resolve issues which potentially affect the livability of specific areas, or the city as a whole. The Westworth Village Police Department is committed to building and maintaining relationships with the community.



Emergency Care Attendants



Officers of the Westworth Village Police Department maintain a Texas Department of State Health Services Emergency Care Attendant Certification or are in the process of obtaining their certification for newer Officers. The Emergency Care Attendant Certification provides Officers with the skills and equipment training necessary to maintain basic life support for sick or injured patients. During 2018, the Department responded to approximately 306 medical emergencies, not to include traffic accidents. This Certification is maintained by our Officer's as an additional tool and resource to help better serve the Citizens of Westworth Village.



Westworth Village Police Department
Annual Police Activity Summary

Reported Population: 3,500 For Year: 2017

CRIMINAL INCIDENTS	Jan 2017	Feb 2017	Mar 2017	April 2017	May 2017	June 2017	July 2017	Aug 2017	Sept 2017	Oct. 2017	Nov 2017	Dec 2017	YTD 2017
Criminal Homicide	0	0	0	0	0	0	0	0	0	0	0	0	0
Rape	0	0	0	0	0	0	0	0	0	0	0	0	0
Robbery	0	2	0	0	0	0	0	0	3	1	1	4	7
Aggravated Assault	0	0	0	0	1	0	0	1	0	0	0	0	2
TOTAL VIOLENT CRIME OFFENSES	0	2	0	0	1	0	0	1	3	1	1	0	9
Annualized Viol. Crime Rate Per 1-K Pop	0.00	6.86	0.00	0.00	3.43	0.00	0.00	3.43	10.29	3.43	3.43	0.00	2.57
Burglary	2	0	0	3	1	0	1	0	0	0	2	1	10
<i>Residential</i>	1	0	0	3	1	0	0	0	0	0	1	0	6
<i>Building</i>	1	0	0	0	0	0	1	0	0	0	1	1	4
Burg.Mtr.Veh.	2	1	1	4	3	3	0	2	1	1	0	0	18
Other Thefts	20	25	21	31	31	24	8	10	18	19	21	19	247
<i>Burg.CoinOp.Mach.</i>	0	0	0	0	0	0	0	0	0	0	0	0	0
<i>Larceny</i>	20	25	21	31	31	24	8	10	18	19	21	19	247
Auto Theft	1	0	1	1	0	0	0	0	0	0	0	0	3
Arson	0	0	0	0	0	0	0	0	0	0	0	0	0
PROPERTY CRIME OFFENSES	25	26	23	39	35	27	9	12	19	20	23	20	278
Annualized Prop. Crime Rate Per 1-K Pop	85.71	89.14	78.86	133.71	120.00	92.57	30.86	41.14	65.14	68.57	78.86	68.57	79.43
TOTAL PART-I OFFENSES	25	28	23	39	36	27	9	13	22	21	24	20	287
Annualized Part-1 Crime Rate Per 1-K Pop	85.71	96.00	78.86	133.71	123.43	92.57	30.86	44.57	75.43	72.00	82.29	68.57	82.00
Part-1 Offenses Cleared	57	15	17	21	23	22	3	6	13	12	3	0	192
Stolen Property	\$6,380	\$5,005	\$5,998	\$47,958	\$13,325	\$4,361	\$3,248	\$17,920	\$3,033	\$8,232	\$14,988	\$3,257	\$133,703
Recovered Property	\$30,976	\$1,477	\$5,204	\$4,718	\$5,407	\$3,350	\$896	\$1,660	\$40,789	\$4,676	\$2,612	\$2,783	\$104,546
% Of Property Value Recovered	485.5%	29.5%	86.8%	9.8%	40.6%	76.8%	27.6%	9.3%	1345.0%	56.8%	17.4%	85.5%	78.2%
Juvenile Arrests-Except Runways	0	12	3	3	10	4	0	1	4	8	1	9	55
Adult Arrests*	30	43	27	45	49	37	20	22	27	32	29	22	383
Municipal Charges	81	69	75	67	124	51	39	51	42	76	56	67	798
Misdemeanor Charges	23	18	14	29	26	18	10	12	9	22	16	8	205
Felony Charges	13	11	1	5	7	12	12	15	8	5	7	3	99
Excluding Juv.	23	13	18	33	26	22	3	12	14	14	15	13	206
Warrant Arrests	34	24	25	14	31	12	16	11	14	21	12	14	228
DWI Arrests-Included Above	7	4	6	6	6	4	3	3	4	7	4	2	56
TOTAL ARRESTS*	30	55	30	48	59	41	20	23	31	40	30	31	438

*Includes Arrests For Other Agencies

PUBLIC SAFETY INCIDENTS	Jan 2017	Feb 2017	Mar 2017	April 2017	May 2017	June 2017	July 2017	Aug 2017	Sept 2017	Oct. 2017	Nov 2017	Dec 2017	YTD 2017
911 Calls Received													0
Non-Emergency Calls													0
TOTAL PHONE CALLS RECEIVED	0	0	0	0	0	0	0	0	0	0	0	0	0
Citizen Requests For Service	300	299	319	335	363	307	301	301	277	336	335	330	3803
CFS**	2185	1622	1581	2412	2921	2806	2875	2394	2590	2460	2369	2468	28683
** Total Call-For-Service Activity:	2485	1921	1900	2747	3284	3113	3176	2695	2867	2796	2704	2798	32486
Times Response	8:23	5:58	5:08	8:19	6:08	6:25	7:34	5:46	7:11	2:47	8:35	3:59	6:21
Response	3:07	4:16	2:51	3:17	3:24	3:07	2:05	3:48	4:09	1:17	6:03	2:20	3:19
Fatality Accidents	0	0	0	0	0	0	0	0	0	0	0	0	0
Dispatched	3	4	4	3	0	1	2	1	3	2	5	4	32
Minor Accidents Dispatched	9	6	11	6	10	14	11	12	4	11	10	14	118
Total Traffic Accidents:	12	10	15	9	10	15	13	13	7	13	15	18	150

Proactive Policing

Traffic Stops	602	599	635	439	676	591	541	451	521	409	457	398	6319
Checks	1533	1019	909	1695	2161	2082	2179	1829	1990	1899	1886	1977	21159
Activity	652	603	672	717	760	724	696	565	600	561	483	491	7524
Traffic Stops Cleared By Citation	292	302	373	238	361	310	253	238	280	189	239	194	3269
Warning	263	257	220	178	271	233	232	175	204	192	188	172	2585
Total Traffic Tickets:	555	559	593	416	632	543	485	413	484	381	427	366	5854

**Excludes Admin. Entries & Traffic Stops

Annual Police Activity Summary

Reported Population: 3,500 For Year: 2018

CRIMINAL INCIDENTS	Jan 2018	Feb 2018	Mar 2018	April 2018	May 2018	June 2018	July 2018	Aug 2018	Sept 2018	Oct 2018	Nov 2018	Dec 2018	YTD 2018
Criminal Homicide	0	0	0	0	0	0	0	0	0	0	0	0	0
Rape	0	0	0	0	0	0	0	0	0	0	0	0	0
Robbery	0	0	0	0	0	0	0	0	0	0	0	0	0
Aggravated Assault	0	0	0	0	0	1	0	0	0	0	0	0	1
TOTAL VIOLENT CRIME OFFENSES	0	0	0	0	0	1	0	0	0	0	0	0	1
Annualized Viol. Crime Rate Per 1-K Pop	0.00	0.00	0.00	0.00	0.00	0.29	0.00	0.00	0.00	0.00	0.00	0.00	0.29
Burglary	0	2	1	2	3	1	1	0	2	0	1	1	14
<i>Residential</i>	0	1	1	2	2	1	1	0	1	0	1	1	11
<i>Building</i>	0	1	0	0	1	0	0	0	1	0	0	0	3
Burg.Mtr.Veh.	0	4	0	3	1	3	0	1	1	0	1	1	15
Other Thefts	32	14	16	28	24	25	28	25	17	21	18	21	269
<i>Burg.CoinOp.Mach.</i>	0	0	0	0	0	0	0	1	0	0	0	0	1
<i>Larceny</i>	32	14	16	28	24	25	28	24	17	21	18	21	268
Auto Theft	0	0	0	0	0	0	0	0	0	0	0	0	0
Arson	0	0	0	0	0	0	0	0	0	0	0	0	0
TOTAL PROPERTY CRIME OFFENSES	32	20	17	33	28	29	29	26	20	21	20	23	298
Annualized Prop. Crime Rate Per 1-K Pop	9.14	5.71	4.86	9.43	8.00	8.29	8.29	7.43	5.71	6.00	5.71	6.57	85.14
TOTAL PART-I OFFENSES	32	20	17	33	28	30	29	26	20	21	20	23	299
Annualized Part-I Crime Rate Per 1-K Pop	9.14	5.71	4.86	9.43	8.00	8.57	8.29	7.43	5.71	6.00	5.71	6.57	85.43
Part-I Offenses Cleared	28	12	6	9	16	16	12	8	10	14	6	14	151
Stolen Property	\$15,953	\$5,068	\$5,043	\$2,562	\$5,052	\$9,929	\$4,814	\$2,655	\$27,604	\$2,991	\$57,092	\$8,871	\$147,634
Recovered Property	\$4,736	\$601	\$3,719	\$1,491	\$1,196	\$1,557	\$3,112	\$36,014	\$36,057	\$1,299	\$9,002	\$3,353	\$102,137
% Of Property Value Recovered	29.79%	11.9%	73.79%	58.2%	23.7%	15.7%	64.6%	1356.5%	130.6%	43.4%	15.8%	37.8%	69.2%
Juvenile Arrests-Except Runways	0	0	0	0	0	1	0	2	0	3	0	0	6
Adult Arrests*	32	18	16	20	21	26	24	16	15	28	30	21	267
Municipal Charges	27	14	16	17	24	18	23	22	17	17	9	34	238
Misdemeanor Charges	32	38	26	19	30	36	27	27	30	45	36	26	372
Felony Charges	6	1	2	12	6	5	10	4	3	12	9	12	82
DWI Arrests-Included Above	2	3	1	3	4	5	4	4	4	7	5	5	47
TOTAL ARRESTS*	46	16	24	32	31	33	42	31	20	42	31	46	394

*Includes Arrests For Other Agencies

PUBLIC SAFETY INCIDENTS	Jan 2018	Feb 2018	Mar 2018	April 2018	May 2018	June 2018	July 2018	Aug 2018	Sept 2018	Oct 2018	Nov 2018	Dec 2018	YTD 2018
911 Calls Received	236	369	387	359	328	340	350	353	313	327	255	260	3877
Non-Emergency Calls		Tracking software not installed until December 2018 for non emergency calls.										1741	
TOTAL PHONE CALLS RECEIVED	0	0	0	0	0	0	0	0	0	0	0	0	0
Priority 1,2,3 and Administrative CFS	833	699	725	753	1030	996	845	770	728	662	594	722	9357
Officer Initiated/Field Generated CFS**	978	958	1615	1230	1129	1557	1051	1332	1272	810	860	757	13549
**Total Call-For-Service Activity:	1811	1541	2340	1983	2159	2553	2087	2303	2000	1472	1454	1479	23182
Priority-1 Avg. Total Response Times	7:16	6:40	9:07	6:00	5:39	5:36	7:20	7:55	3:42	7:06	5:22	4:51	6:23
Priority-1 Avg. Patrol Officer Response	1:53	4:40	7:13	4:04	3:35	3:40	3:40	5:11	1:59	4:08	2:45	1:58	3:44
Fatality Accidents	0	0	0	0	0	0	0	0	0	0	0	0	0
Major (Injury) Accidents Dispatched	0	0	2	3	4	2	0	1	1	3	0	2	18
Minor Accidents Dispatched	10	6	12	7	13	9	15	9	4	4	6	21	116
Total Traffic Accidents:	10	6	14	10	17	11	15	10	5	7	6	21	134

Proactive Policing

Traffic Stops	245	272	437	237	264	248	119	187	194	149	188	177	2717
Neighborhood, Park, & Business Checks	665	624	694	628	718	1163	827	1058	969	561	588	497	8992
All Other Officer Initiated Activity	313	334	921	602	411	394	224	274	303	249	272	260	4557
Traffic Stops: Cited Violation	219	213	330	183	188	182	98	168	145	154	103	133	2116
Traffic Stops: Violation Warning Issued	166	202	181	181	222	209	96	147	96	61	133	95	1789
Total Traffic Violations:	385	415	511	364	410	391	194	315	241	215	236	228	3905