

Westworth Village Police Department Annual Report 2015





Chief's Message

As the Chief of Police for Westworth Village, I am pleased to present our 2015 Annual Report. Our mission as an organization is to serve the community with Professional, Vigilant, and Courteous service, with an overall goal to create and maintain relationships that will continue to make Westworth Village a better and safer place to work, visit, and enjoy life.

Along with the hard work of the members of this department, community partnerships and support create the quality of life the residents of Westworth Village enjoy.

2015 has been a year of transition for the Westworth Village Police Department. 2015 started off with a change of leadership due to Chief Reim leaving in Oct of 2014. Many of the changes within the organization were based upon a community policing philosophy of taking a proactive approach in reducing crime and traffic safety issues in the community. The report also includes a statistical review of reported crime, calls for service, traffic data, and crashes.

Some of our accomplishments in 2015:

Crime rate: In 2015 we saw a decrease in crime of compared to 2014. However, the Village experiences an exceptionally low crime rate. Comparing 2015 to previous years, we continue to maintain a low crime rate and an exceptional quality of life.

TPCA Best Practices Recognition Program: The Texas Police Chiefs Association began this voluntary program a few years ago to assist law enforcement agencies in meeting their professional obligations. It's an accreditation process which requires agencies to meet or exceed 164 standards of best practices in law enforcement. The Westworth Village Police Department is creating and implementing new policies and procedures in order to become a TPCA Best Practices Recognized organization.

Contents

Chief's Message	1
Content.....	2
Mission and Core Values.....	3
Police Operations.....	4
Communications Unit.....	4
Criminal Investigations.....	5
Community Policing.....	5
Crime Statistics.....	6
2015 Crime Statistics and Calls for Service.....	7
2014 Crime Statistics and Calls for Service.....	8



Mission Statement and Core Values

Our success in community policing is based in a policing philosophy which proactively addresses crime and the fear of crime through a shared relationship with its citizens and officers. The mission of the Westworth Village Police Department is achieved using proven problem-solving methods, built upon community involvement to create a quality of life desired by all. We understand no police department can solve crime or quality of life issues alone. However; effective police- community relationships are built upon open and transparent communication, and most importantly, citizen engagement and the trust of the public in the police.

Our sense of duty is demonstrated in our relationships with each other and to the citizens we serve. This has been accomplished through encouraging a positive, supportive environment in order to protect and serve the community's quest for a peaceful and safe existence, free from fear, with democratic values applied equally to all citizens.

The core values of the Westworth Village Police Department provide the foundation for our relationship with the community:

- Integrity:** Demonstrated by our actions not just our words.
- Accountability:** To ourselves and the community we serve.
- Professionalism:** Our conduct and demeanor display the highest standards of personal and organizational excellence.
- Service:** The community is our number one priority.
- Courage:** To stand up for what is right, act upon the principles of fairness and justice for all.
- Respect:** For the people we serve

Police Operations

The Westworth Village Police Department is comprised of 14 full time Sworn Officers and 4 Police Dispatchers as well as 1 Administrative Assistant. Additionally, Westworth Village PD has 4 Reserve Police Officers and two volunteers making this a great community to live in and enjoy.

Patrol comprises 80% of the police force. They are the most visible and recognizable section of the police department, operating 24 hours a day, every day of the year. These are the officers you see patrolling your neighborhoods and businesses, and the first to respond to an emergency. In order to effectively provide coverage throughout the city, the patrol works 12-hour shifts with both day and night shift coverage. Traffic enforcement is one of many responsibilities of patrol officers.



Communications Unit

The Westworth Village Police Department's communications center is staffed 24 hours a day 7 days a week by professional state licensed Public Safety Telecommunicators. In 2015 our communications center handled 24,781 for service and 2,460 were 911 calls. In addition, our communications staff also handled 11,249 calls for Lakeside Police Department.



Criminal Investigations

The Westworth Village Police Department currently has one Detective which works closely with the Tarrant County District Attorney's Office as well Municipal Court to the rights of the victims are protected while ensuring successful prosecution of criminal cases of offenses which occur in our community.



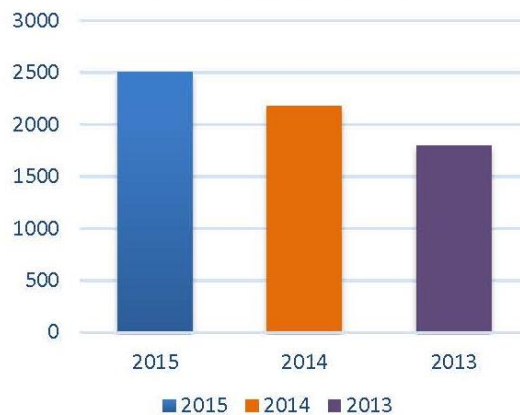
Community Policing

Community policing is the cornerstone of a safe community. The Westworth Village Police Department is committed to building and maintaining relationships with the community.

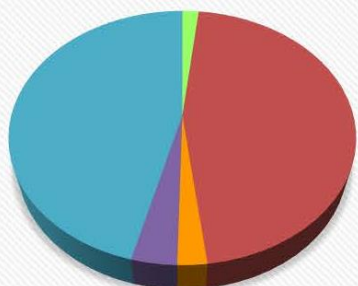
Total Calls for Service



911 Calls by Year

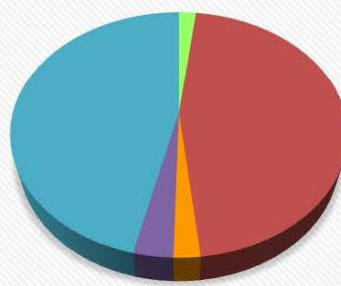


2015 Incidents



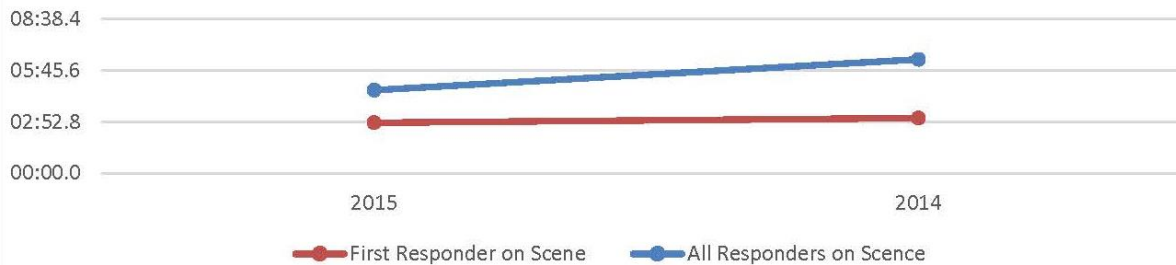
Rape, Robbery & Aggravated Assaults
 Other Thefts
 Burglary Building
 Theft/Burglary Motor Vehicle
 Larceny

2014 Incidents



Rape, Robbery & Aggravated Assaults
 Other Thefts
 Burglary Building
 Theft/Burglary Motor Vehicle
 Larceny

Annual Average Response Time Priority 1 Calls



Reported Population: 3,500 For Year: 2015

CRIMINAL INCIDENTS	Jan 2015	Feb 2015	Mar 2015	April 2015	May 2015	June 2015	July 2015	Aug 2015	Sept 2015	Oct 2015	Nov 2015	Dec 2015	YTD 2015
Criminal Homicide	0	0	0	0	0	0	0	0	0	0	0	0	0
Rape	0	0	0	0	0	0	0	0	0	2	0	0	2
Robbery	0	-1	0	0	0	0	0	0	0	0	0	0	-1
Aggravated Assault	0	0	0	0	2	2	0	0	0	0	1	0	5
TOTAL VIOLENT CRIME OFFENSES	0	-1	0	0	2	2	0	0	0	2	1	0	6
Annualized Viol. Crime Rate Per 1-K Pop	0.00	-3.43	0.00	0.00	6.86	6.86	0.00	0.00	0.00	6.86	3.43	0.00	1.71
Burglary	0	3	1	0	0	1	0	2	1	0	1	0	9
<i>Residential Building</i>	0	0	0	0	0	1	0	2	1	0	0	0	4
Burg.Mtr.Veh.	0	3	1	0	0	0	0	0	0	0	1	0	5
Other Thefts	1	0	0	0	1	6	0	1	2	0	1	0	12
Auto Theft	17	14	9	11	13	9	17	19	15	15	19	22	180
Arson	0	0	0	0	0	1	1	0	0	0	0	0	2
TOTAL PROPERTY CRIME OFFENSES	18	17	10	11	14	17	18	22	18	15	21	22	203
Annualized Prop. Crime Rate Per 1-K Pop	61.71	58.29	34.29	37.71	48.00	58.29	61.71	75.43	61.71	51.43	72.00	75.43	58.00
TOTAL PART-I OFFENSES	18	16	10	11	16	19	18	22	18	17	22	22	209
Annualized Part-I Crime Rate Per 1-K Pop	61.71	54.86	34.29	37.71	54.86	65.14	61.71	75.43	61.71	58.29	75.43	75.43	59.71
Part-I Offenses Cleared	48	12	9	9	9	13	16	13	11	9	10	7	166
Stolen Property	\$2,693	\$3,799	\$12,921	\$1,433	\$2,513	\$6,281	\$99	\$6,693	\$129,246	\$1,999	\$3,649	\$8,715	\$180,041
Recovered Property	\$1,534	\$766	\$181	\$523	\$770	\$1,241	\$2,842	\$1,730	\$1,670	\$2,715	\$1,920	\$2,246	\$18,137
% Of Property Value Recovered	57.09%	20.19%	1.40%	36.59%	30.70%	19.89%	2863.59%	25.99%	1.30%	135.89%	52.69%	25.89%	10.1%
Juvenile Arrests-Except Runways	0	2	1	4	2	0	0	2	0	0	4	0	15
Adult Arrests*	18	22	9	15	27	22	34	34	30	33	26	28	298
Municipal Charges	42	44	57	59	80	64	73	74	41	48	47	40	669
Misdemeanor Charges	13	18	9	15	20	10	24	20	19	11	11	11	181
Felony Charges	8	9	3	3	4	6	13	8	13	12	6	5	90
Arrests for Part I Offenses Excluding Juv.	10	11	3	11	13	13	17	21	13	16	18	22	168
Warrant Arrests	18	14	22	30	26	27	29	26	20	19	14	14	259
DWI Arrests-Included Above	3	5	3	2	6	3	7	3	10	4	2	1	49
TOTAL ARRESTS*	18	24	10	19	29	22	34	36	30	33	30	28	313

*Includes Arrests For Other Agencies

PUBLIC SAFETY INCIDENTS	Jan 2015	Feb 2015	Mar 2015	April 2015	May 2015	June 2015	July 2015	Aug 2015	Sept 2015	Oct 2015	Nov 2015	Dec 2015	YTD 2015
Citizen Requests For Service	266	257	285	357	409	390	358	350	312	289	247	269	3789
Officer Initiated Field Generated CFS**	1606	1275	1461	1649	1619	1932	1945	1729	1843	2028	1977	1928	20992
**Total Call For Service Activity	1872	1532	1746	2006	2028	2222	2303	2079	2155	2317	2224	2197	24781
Priority-1 Avg. Total Response Times	4:38	4:47	5:18	5:59	2:55	4:54	3:57	4:16	4:22	6:07	4:47	3:52	4:39
Priority-1 Avg. Patrol Officer Response	2:56	2:54	2:54	3:19	2:01	2:38	1:51	2:53	2:44	4:41	2:41	2:22	2:50
Major (Injury) Accidents Dispatched	0	1	3	1	0	1	0	1	0	3	1	2	13
Minor Accidents Dispatched	10	5	8	9	7	2	5	7	4	4	4	10	75
Total Traffic Accidents:	10	6	11	10	7	3	5	8	4	7	5	12	88

Proactive Policing

Traffic Stops	477	407	453	459	517	622	515	359	386	360	256	256	5067
Neighborhood, Park, & Business Checks	1183	877	1019	1150	1163	1432	1392	1296	1434	1584	1579	1543	15652
All Other Officer Initiated Activity	423	398	442	499	456	500	553	433	409	444	398	385	5340
Traffic Stops Cleared By Citation	242	218	204	224	274	325	269	134	197	183	130	105	2505
Traffic Stops Cleared By Warning	215	155	194	198	183	231	206	178	144	154	107	130	2095

**Excludes Admin. Entries & Traffic Stops

2014 Crime Statistics including Calls for Service

Reported Population: 3,500 For Year: 2014

CRIMINAL INCIDENTS	Jan 2014	Feb 2014	Mar 2014	April 2014	May 2014	June 2014	July 2014	Aug 2014	Sept 2014	Oct 2014	Nov 2014	DEC 2014	YTD 2014
Criminal Homicide	0	0	0	0	0	0	0	0	0	0	0	0	0
Rape	0	0	0	0	0	0	0	0	0	0	0	0	0
Robbery	0	0	0	1	0	0	0	1	0	4	0	0	6
Aggravated Assault	0	1	0	0	2	0	0	0	0	0	0	0	3
TOTAL VIOLENT CRIME OFFENSES	0	1	0	1	2	0	0	1	0	4	0	0	9
Annualized Viol. Crime Rate Per 1-K Pop	0.00	3.43	0.00	3.43	6.86	0.00	0.00	3.43	0.00	13.71	0.00	0.00	2.57
Burglary	0	0	0	0	3	0	0	0	2	1	2	2	10
Residential Building	0	0	0	0	2	0	0	0	1	1	1	0	5
Burg.Mr. Veh.	4	3	0	0	1	0	0	0	2	0	0	2	13
Other Thefts	36	6	11	13	11	24	28	18	20	17	16	15	215
Auto Theft	0	0	0	0	0	0	0	0	1	1	0	0	2
Arson	0	0	0	0	0	0	0	0	0	0	0	0	0
TOTAL PROPERTY CRIME OFFENSES	40	9	11	13	15	24	28	19	25	19	18	19	240
Annualized Prop. Crime Rate Per 1-K Pop	137.14	30.86	37.71	44.57	51.43	82.29	96.00	65.14	85.71	65.14	61.71	65.14	68.57
TOTAL PART-I OFFENSES	40	10	11	14	17	24	28	20	25	23	18	19	249
Annualized Part-I Crime Rate Per 1-K Pop	137.14	34.29	37.71	48.00	58.29	82.29	96.00	68.57	85.71	78.86	61.71	65.14	71.14
Part-I Offenses Cleared	42	9	8	13	11	21	18	16	19	13	12	11	193
Stolen Property	\$6,079	\$2,618	\$1,861	\$1,367	\$6,590	\$1,996	\$6,510	\$3,261	\$3,929	\$11,100	\$16,739	\$1,104	\$70,154
Recovered Property	\$7,366	\$5,751	\$1,800	\$1,638	\$2,341	\$3,308	\$3,109	\$1,604	\$1,188	\$1,971	\$1,219	\$2,494	\$33,791
% Of Property Value Recovered	121.2%	219.7%	96.7%	119.8%	35.5%	165.8%	47.8%	30.5%	13.3%	17.8%	7.3%	226.0%	48.2%
Juvenile Arrests Except Runaways	0	2	0	2	0	1	0	1	3	0	1	0	10
Adult Arrests*	44	15	20	20	20	26	29	21	23	22	21	24	294
Municipal	65	58	81	82	68	74	55	66	90	77	33	36	785
Misdemeanor	29	6	11	13	16	18	19	17	13	21	7	15	185
Felony	11	6	4	5	15	7	6	11	9	2	7	14	97
Arrests for Part-I Offenses Excluding Juv.	38	7	12	11	14	23	24	22	15	9	17	15	207
Warrant Arrests	20	29	28	28	24	22	12	20	26	23	14	20	266
DWI Arrests Included Above	1	5	5	1	1	1	3	5	5	5	2	5	39
TOTAL ARRESTS*	44	17	20	22	20	27	29	31	26	22	22	24	304

*Includes Arrests For Other Agencies

PUBLIC SAFETY INCIDENTS	Jan 2014	Feb 2014	Mar 2014	April 2014	May 2014	June 2014	July 2014	Aug 2014	Sept 2014	Oct 2014	Nov 2014	DEC 2014	YTD 2014
Citizen Requests For Service	275	193	242	280	259	275	294	249	263	298	195	253	3076
Officer Initiated/Field Generated CFS**	930	854	978	1490	1442	1323	1544	1588	1403	1684	1410	1536	16182
**Total Call-For-Service Activity	1205	1047	1220	1770	1701	1598	1838	1837	1666	1982	1605	1789	19258
Priority-1 Avg. Total Response Times	6.09	4.28	4.55	5.32	7.42	6.02	5.07	6.22	7.04	8.39	7.20	7.15	6.23
Priority-1 Avg. Patrol Officer Response	4.12	2.39	1.42	1.26	3.09	3.52	3.24	3.32	2.21	4.44	3.48	2.15	3.05
Major (Injury) Accidents Dispatched	0	4	1	2	3	1	2	2	1	2	1	2	21
Minor Accidents Dispatched	4	3	8	6	8	6	5	6	6	2	8	6	68
Total Traffic Accidents	4	7	9	8	11	7	7	8	7	4	9	8	89
Proactive Policing													
Traffic Stops	398	479	594	378	383	310	660	504	491	688	461	524	5870
Neighborhood, Park, & Business Checks	544	470	588	1074	999	905	1068	1147	925	1221	1048	1093	11082
All Other Officer Initiated Activity	386	384	390	416	443	418	476	441	478	463	362	443	5100
Traffic Stops Cleared By Citation	171	227	261	145	169	133	333	228	219	287	219	210	2602
Traffic Stops Cleared By Warning	175	221	288	196	177	140	272	234	227	351	222	278	2781

**Excludes Admin. Entries & Traffic Stops