

Westworth Village Police Department Annual Report 2020



CHIEF OF POLICE KEVIN REAVES

FEBRUARY 2020

Contents

- Chief’s Message and Acomplishments2
- Texas Best Practices.....3
- Mission and Core Values.....3
- Police Operations.....4
- Communications Unit.....5
- Criminal Investigations.....5
- Community Policing.....5
- Emergency Care Attendent.....6
- Crime Statistics.....7
- 2018 Crime Statistics and Calls for Service.....8
- 2019 Crime Statistics and Calls for Service.....9



Chief's Message

As the Chief of Police for Westworth Village, I am pleased to present the Annual Report for 2019. Our mission as an organization is to serve the community with Professional, Vigilant, and Courteous service, with an overall goal to create and maintain relationships that will continue to make Westworth Village a better and safer place to work, visit, and enjoy life.

The hard work and dedication of the members of this department, combined with community partnerships and support, create the quality of life the residents of Westworth Village enjoy.

2019 has been a year of continued progress for the Westworth Village Police Department. During 2019, we continued to improved practices to better serve our residents. These changes have continued to allow the organization to proactively reduce crime as well as address traffic safety issues in the community. The 2019 Annual report also includes a statistical review of reported crime, calls for service, traffic data, and crashes.

Accomplishments in 2019:

Westworth Village Police Department completed an 100% inventory/audit of the property room. This was a crucial step to move the organization forward to become recognized by the Texas Police Chief's Best Practices Program.



Response Time: In 2019, the City of Westworth Village adopted a performance-based budgeting process. One of the goals for the Westworth Village Police Department was improved response time to priority one, two and three types of calls for service. In 2019 the Westworth Village Police Department averaged a 5:09 minute response time for priority one calls for service with an overall call for service response rate of 8:43.

Crime rate: In 2019 there was a slight decrease in part one crimes as compared to previous years due to our improved reporting practices. Comparing 2019 to previous years, we continue to maintain one of the lowest crime rates in the area.

Texas Best Practices



TPCA Best Practices Recognition Program: The Texas Police Chiefs Association began this voluntary accreditation program a few years ago to assist law enforcement agencies in meeting their professional obligations. The process requires agencies to meet or exceed 168 standards of best practices in law enforcement. The Westworth Village Police Department continues to create and implement new policies and procedures to become a TPCA Best Practices Recognized Organization. To date we have met 124 standards and have established 74 separate policies to professionalize the practices of the department.

Mission Statement and Core Values

Our success in community policing is based on a policing philosophy which proactively addresses crime and the fear of crime through a shared relationship with its Citizens and Officers. The mission of the Westworth Village Police Department is achieved by using proven problem-solving methods, which are built upon community involvement to create a quality of life desired by all. We understand no police department can solve crime or quality of life issues alone. However, effective police-community relationships are built upon open and transparent communication, and most importantly, citizen engagement and the trust of the public in the police.



Our sense of duty is demonstrated in our relationships with each other and to the citizens we serve. This has been accomplished through encouraging a positive, supportive environment in order to protect and serve the community's quest for a peaceful and safe existence, free from fear, with democratic values applied equally to all citizens.

The core values of the Westworth Village Police Department provide the foundation for our relationship with the community:

Integrity: Demonstrated by our actions not just our words.

Accountability: To ourselves and the community we serve.

- Professionalism:** Our conduct and demeanor display the highest standards of personal and organizational excellence.
- Service:** The community is our number one priority.
- Courage:** To stand up for what is right, act upon the principles of fairness and justice for all.
- Respect:** For the people we serve



Police Operations

The Westworth Village Police Department is allotted 16 full time Sworn Officers who comprise more than 80% of the police force, 4 Police Dispatchers as well as 1 Administrative Assistant. Additionally, Westworth Village PD has a total of 6 Reserves – 2 Reserve Officers, 4 Reserve Dispatchers as well as one citizen volunteer, making this a great community to live in and enjoy.

Our Uniformed Patrol Division operates on rotating 12-hour shifts, providing 24-hour coverage to the city. The patrol division performs a multitude of tasks including traffic enforcement, responding to emergencies, investigating criminal activity, participating in community policing and proactive patrol. High Visibility enforcement serves as a proactive crime reduction strategy as well as a proven technique to reduce motor vehicle crashes, injuries, and deaths within our community.

Communications Unit



Telecommunicators, also referred to as dispatchers, receive calls from individuals who need assistance from Firefighters, Police Officers, and Emergency Medical Services. The Westworth Village Police Department's communications center is staffed 24 hours a day 7 days a week by professional state licensed Public Safety Telecommunicators. In 2019 our communications center handled 23,782 calls for service and officer initiated proactive police activity, 2375 of these calls were received via the Tarrant County 911 System.

Criminal Investigations

The Westworth Village Police Department Criminal Investigations Unit currently has one full time Detective assigned only to Criminal Investigations. Our Detective works closely with the Tarrant County District Attorney's Office, the Municipal Court, as well as other agencies to ensure the rights of both the victims and the offenders are protected. Simultaneously conducting investigations which leads to the prosecution of criminal cases for offenses occurring in our community. In 2019, the Unit was assigned 313 cases and achieved an 84.3% clearance rate.

Community Policing

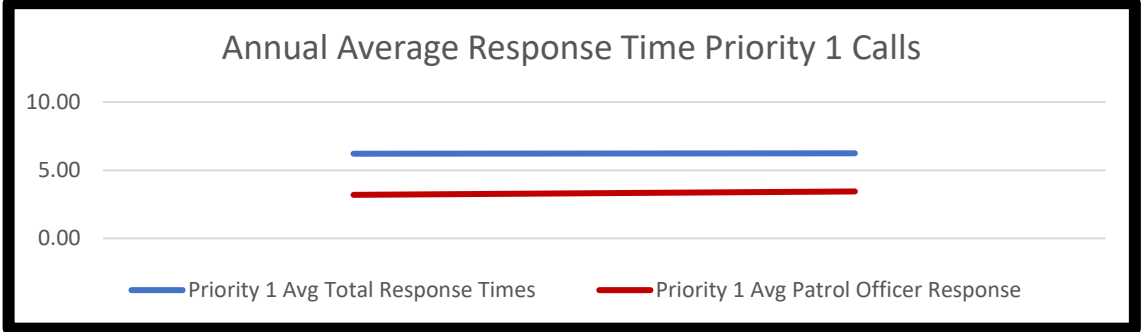
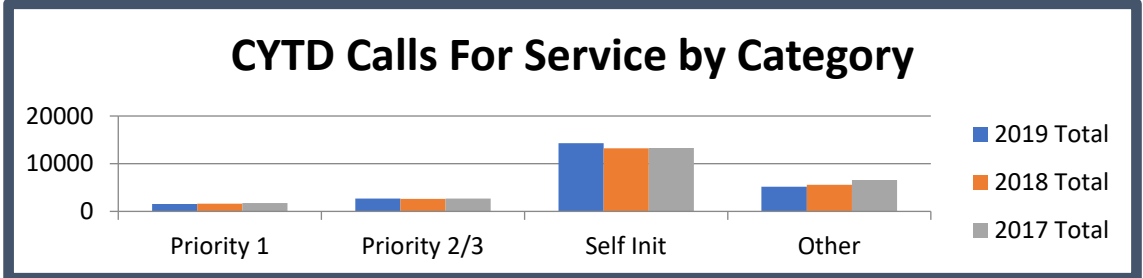
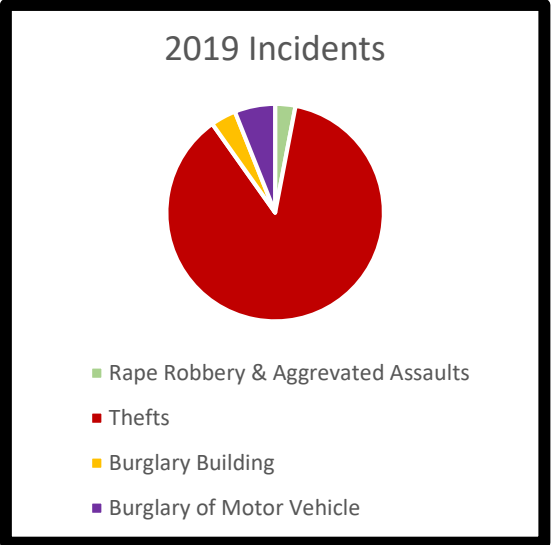
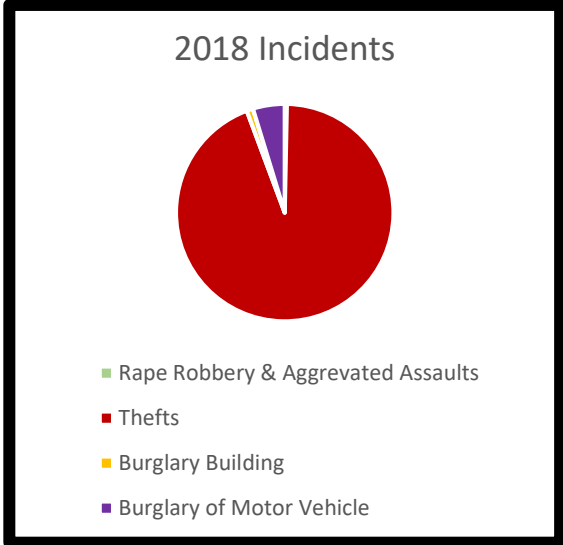
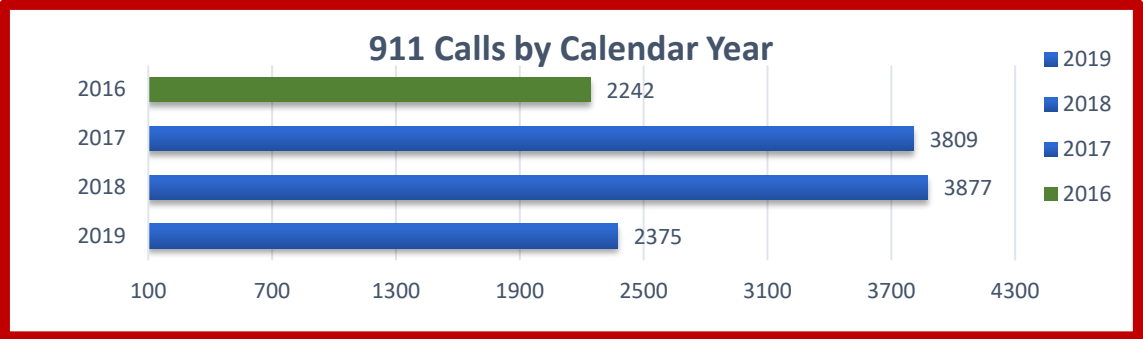


Community policing is a value system that strives towards a primary organizational goal to work cooperatively with individual citizens, groups of citizens, both public and private organizations to identify and proactively resolve issues which potentially affect the livability of specific areas, or the city as a whole. The Westworth Village Police Department is committed to building and maintaining relationships with the community. In 2019, the Westworth Village Police Department hosted Santa in the Village as well the Citywide Community Picnic.

Emergency Care Attendants



Officers of the Westworth Village Police Department maintain a Texas Department of State Health Services Emergency Care Attendant Certification, or are in the process of obtaining their certification for newer Officers. The Emergency Care Attendant Certification provides Officers with the skills and equipment training necessary to maintain basic life support for sick or injured patients. During 2019, the Department responded to approximately 319 medical emergencies, not to include traffic accidents. This Certification is maintained by our Officer's as an additional tool and resource to help better serve the Citizens of Westworth Village.



Annual Police Activity Summary

Reported Population: 3,500 For Year: 2018

CRIMINAL INCIDENTS	Jan 2018	Feb 2018	Mar 2018	April 2018	May 2018	June 2018	July 2018	Aug 2018	Sept 2018	Oct 2018	Nov 2018	Dec 2018	YTD 2018
Criminal Homicide	0	0	0	0	0	0	0	0	0	0	0	0	0
Rape	0	0	0	0	0	0	0	0	0	0	0	0	0
Robbery	0	0	0	0	0	0	0	0	0	0	0	0	0
Aggravated Assault	0	0	0	0	0	1	0	0	0	0	0	0	1
TOTAL VIOLENT CRIME OFFENSES	0	0	0	0	0	1	0	0	0	0	0	0	1
Annualized Viol. Crime Rate Per 1-K Pop	0.00	0.00	0.00	0.00	0.00	0.29	0.00	0.00	0.00	0.00	0.00	0.00	0.29
Burglary	0	2	1	2	3	1	1	0	2	0	1	1	14
<i>Residential</i>	0	1	1	2	2	1	1	0	1	0	1	1	11
<i>Building</i>	0	1	0	0	1	0	0	0	1	0	0	0	3
Burg.Mtr.Veh.	0	4	0	3	1	3	0	1	1	0	1	1	15
Other Thefts	32	14	16	28	24	25	28	25	17	21	18	21	269
<i>Burg.CoinOp.Mach.</i>	0	0	0	0	0	0	0	1	0	0	0	0	1
<i>Larceny</i>	32	14	16	28	24	25	28	24	17	21	18	21	268
Auto Theft	0	0	0	0	0	0	0	0	0	0	0	0	0
Arson	0	0	0	0	0	0	0	0	0	0	0	0	0
TOTAL PROPERTY CRIME OFFENSES	32	20	17	33	28	29	29	26	20	21	20	23	298
Annualized Prop. Crime Rate Per 1-K Pop	9.14	5.71	4.86	9.43	8.00	8.29	8.29	7.43	5.71	6.00	5.71	6.57	85.14
TOTAL PART-I OFFENSES	32	20	17	33	28	30	29	26	20	21	20	23	299
Annualized Part-1 Crime Rate Per 1-K Pop	9.14	5.71	4.86	9.43	8.00	8.57	8.29	7.43	5.71	6.00	5.71	6.57	85.43
Part-1 Offenses Cleared	28	12	6	9	16	16	12	8	10	14	6	14	151
Stolen Property	\$15,953	\$5,068	\$5,043	\$2,562	\$5,052	\$9,929	\$4,814	\$2,655	\$27,604	\$2,991	\$57,092	\$8,871	\$147,634
Recovered Property	\$4,736	\$601	\$3,719	\$1,491	\$1,196	\$1,557	\$3,112	\$36,014	\$36,057	\$1,299	\$9,002	\$3,353	\$102,137
% Of Property Value Recovered	29.7%	11.9%	73.7%	58.2%	23.7%	15.7%	64.6%	1356.5%	130.6%	43.4%	15.8%	37.8%	69.2%
Juvenile Arrests-Except Runways	0	0	0	0	0	1	0	2	0	3	0	0	6
Adult Arrests*	32	18	16	20	21	26	24	16	15	28	30	21	267
Municipal Charges	27	14	16	17	24	18	23	22	17	17	9	34	238
Misdemeanor Charges	32	38	26	19	30	36	27	27	30	45	36	26	372
Felony Charges	6	1	2	12	6	5	10	4	3	12	9	12	82
DWI Arrests-Included Above	2	3	1	3	4	5	4	4	4	7	5	5	47
TOTAL ARRESTS*	46	16	24	32	31	33	42	31	20	42	31	46	394

*Includes Arrests For Other Agencies

PUBLIC SAFETY INCIDENTS	Jan 2018	Feb 2018	Mar 2018	April 2018	May 2018	June 2018	July 2018	Aug 2018	Sept 2018	Oct 2018	Nov 2018	Dec 2018	YTD 2018
911 Calls Received	236	369	387	359	328	340	350	353	313	327	255	260	3877
Non-Emergency Calls	Tracking software not installed until December 2018 for non emergency calls.											1741	
TOTAL PHONE CALLS RECEIVED	0	0	0	0	0	0	0	0	0	0	0	0	0
Priority 1,2,3 and Administrative CFS	833	699	725	753	1030	996	845	770	728	662	594	722	9357
Officer Initiated/Field Generated CFS**	978	958	1615	1230	1129	1557	1051	1332	1272	810	860	757	13549
**Total Call-For-Service Activity:	1811	1541	2340	1983	2159	2553	2087	2303	2000	1472	1454	1479	23182
Priority-1 Avg. Total Response Times	7:16	6:40	9:07	6:00	5:39	5:36	7:20	7:55	3:42	7:06	5:22	4:51	6:23
Priority-1 Avg. Patrol Officer Response	1:53	4:40	7:13	4:04	3:35	3:40	3:40	5:11	1:59	4:08	2:45	1:58	3:44
Fatality Accidents	0	0	0	0	0	0	0	0	0	0	0	0	0
Major (Injury) Accidents Dispatched	0	0	2	3	4	2	0	1	1	3	0	2	18
Minor Accidents Dispatched	10	6	12	7	13	9	15	9	4	4	6	21	116
Total Traffic Accidents:	10	6	14	10	17	11	15	10	5	7	6	21	134
Proactive Policing													
Traffic Stops	245	272	437	237	264	248	119	187	194	149	188	177	2717
Neighborhood, Park, & Business Checks	665	624	694	628	718	1163	827	1058	969	561	588	497	8992
All Other Officer Initiated Activity	313	334	921	602	411	394	224	274	303	249	272	260	4557
Traffic Stops: Cited Violation	219	213	330	183	188	182	98	168	145	154	103	133	2116
Traffic Stops: Violation Warning Issued	166	202	181	181	222	209	96	147	96	61	133	95	1789
Total Traffic Violation:	385	415	511	364	410	391	194	315	241	215	236	228	3905

Annual Police Activity Summary

Reported Population: 3,500 For Year: 2019

CRIMINAL INCIDENTS	Jan 2019	Feb 2019	Mar 2019	April 2019	May 2019	June 2019	July 2019	Aug 2019	Sept 2019	Oct. 2019	Nov 2019	Dec 2019	YTD 2019
Criminal Homicide	0	0	0	0	0	0	0	0	0	0	0	0	0
Rape	0	0	1	0	0	0	0	0	0	1	0	0	2
Robbery	0	0	0	0	1	0	0	0	0	0	0	1	2
Aggravated Assault	1	1	0	1	0	0	0	0	0	0	1	0	4
VIOLENT CRIME OFFENSES	1	1	1	1	1	0	0	0	0	1	1	1	8
Annualized Viol. Crime Rate Per 1-K Pop	0.29	0.29	0.29	0.29	0.29	0.00	0.00	0.00	0.00	0.29	0.29	0.29	2.29
Burglary	0	1	3	2	0	1	0	0	1	0	2	0	10
<i>Residential</i>	0	0	2	2	0	0	0	0	0	0	2	0	6
<i>Building</i>	0	1	1	0	0	1	0	0	1	0	0	0	4
Burg Mtr. Veh.	0	0	3	5	0	2	0	1	0	0	5	0	16
Other Thefts	15	15	17	29	23	26	20	12	18	3	8	3	189
Auto Theft	0	0	1	1	2	0	1	0	0	0	1	0	6
Arson	0	0	0	0	0	0	0	0	0	0	0	0	0
PROPERTY CRIME OFFENSES	15	17	27	39	25	30	21	13	20	3	18	3	231
Annualized Prop. Crime Rate Per 1-K Pop	4.29	4.86	7.71	11.14	7.14	8.57	6.00	3.71	5.71	0.86	5.14	0.86	66.00
TOTAL PART-I OFFENSES	16	18	28	40	26	30	21	13	20	4	19	4	239
Annualized Part-1 Crime Rate Per 1-K Pop	4.57	5.14	8.00	11.43	7.43	8.57	6.00	3.71	5.71	1.14	5.43	1.14	68.29
Stolen Property	\$889	\$3,231	\$101,483	\$11,516	\$11,073	\$3,161	\$12,782	\$2,278	\$3,229	\$420	\$4,000	\$13,305	\$167,367
Recovered Property	\$1,019	\$1,175	\$99,035	\$2,694	\$1,665	\$1,824	\$1,167	\$1,907	\$930	\$420	\$265	\$273	\$112,374
% Of Property Value Recovered	114.6%	36.4%	97.6%	23.4%	15.0%	57.7%	9.1%	83.7%	28.8%	100.0%	6.6%	2.1%	67.1%
Juvenile Arrests Except Runaways	6	2	5	5	4	10	4	2	6	0	2	1	47
Adult Arrests*	38	29	41	31	41	30	27	33	21	17	16	20	344
Misdemeanor Charges	62	73	89	51	60	53	39	67	37	49	27	34	641
Felony Charges	21	3	11	14	15	8	9	8	4	8	7	24	132
DWI Arrests-Included Above	6	3	7	6	4	5	3	5	5	2	4	4	54
TOTAL ARRESTS*	44	31	46	36	45	40	31	35	27	17	18	21	391

Agencies

PUBLIC SAFETY INCIDENTS	Jan 2018	Feb 2018	Mar 2018	April 2018	May 2018	June 2018	July 2018	Aug 2018	Sept 2018	Oct. 2018	Nov 2018	Dec 2018	YTD 2018
911 Calls Received	163	173	234	186	220	225	217	182	180	194	197	204	2375
Non-Emergency Calls	1454	1297	1434	1509	1583	1508	1537	1404	1389	899	820	936	15770
RECEIVED	1617	1470	1668	1695	1803	1733	1754	1586	1569	1093	1017	1140	18145
Priority 1,2,3 and Administrative CFS	765	729	948	822	923	768	979	954	876	1090	897	788	10539
CFS**	1013	1241	1504	1464	1282	1455	1351	966	1007	1353	1113	979	14728
Activity:	1778	1970	2452	2286	2205	2223	2330	1920	1883	2443	2010	1767	25267
Priority-1 Avg. Total Response Times	20:06	4:13	5:19	6:09	8:06	4:50	1:41	3:55	2:24	5:12	5:48	5:28	5:09
Response	8:30	2:02	2:55	4:47	6:10	2:53	0:25	2:18	1:33	4:07	3:25	3:41	3:20
Fatality Accidents	0	0	0	0	0	0	0	0	0	0	0	0	0
Major (Injury) Accidents Dispatched	0	3	1	2	2	3	4	0	1	3	1	1	21
Minor Accidents Dispatched	10	9	9	10	13	11	17	14	11	10	13	13	140
Total Traffic Accidents:	10	12	10	12	15	14	21	14	12	13	14	21	161

Proactive Policing

Traffic Stops	306	205	348	241	322	374	450	355	363	577	400	312	4253
Business Checks	597	959	1006	980	774	794	757	508	497	592	489	487	8440
Activity	110	77	150	243	186	287	144	103	147	184	224	180	2035
Traffic Stops: Cited Violation	222	169	235	161	201	239	307	268	285	404	275	178	2944
Issued	220	172	270	175	254	291	323	219	232	418	229	288	3091
Total Traffic Violation:	442	341	505	336	455	530	630	487	517	822	504	466	6035